

# GA6





## SMART & STYLISH SEDAN

Incorporating the clever light & shadow design concept to sculpt the exterior body in sporty, dynamic lines. The All New GA6 has a more spacious, airy cockpit that helps create the GA6's superior driving environment. Absolute driving comfort also means a craftsman's attention to details.



• Environmentally friendly cabin



• Front Fog Lights



• LED Tail Lights



## SLEEK & DYNAMIC WAISTLINE



• Ultra Large Panoramic Sunroof



• Ultra-large trunk space






• **Aisin 6-speed automatic transmission**  
Quick shifting response, excellent fuel efficiency, and worry-free driving experience. Low fuel consumption and fast shifting. Self-learning and adaptive intelligent control. New functions "Neutral Control" and "Start - Stop"

## POWERFUL ENGINE DRIVING FORWARD WITH PASSION


The front-suspension lower arm uses a hydraulic brushing design to effectively suppress the shock and vibration transmitted by the road surface, implementing shock-free driving experience. The high-clearance rear trailing arm is designed to absorb shock and provide a smoother ride than any other same-class vehicles.



• **GAC MOTOR 270T Engine**  
High power, low fuel consumption and reliable quality. The Bosch 2nd-gen high-pressure injection system adjusts the fuel spray based on the dimensions of the combustion chamber, implementing further fuel mixing.



• **Super Large Legroom**



• **Electronic Parking Brake (EPB) with Auto-Hold**

## INTELLIGENT TECHNOLOGY



• **Push to start engine**

• **12.3" LCD Screen Display**



• **Wireless Smartphone Charging System**

• **Infinity Premium Sound System**

## LUXURIOUS AND SMART INTERIOR MORE SPACE FOR MORE POSSIBILITIES



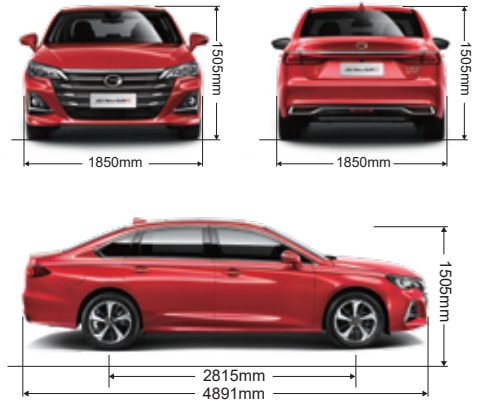
# All New GA6 Specifications

SPECIFICATIONS & FEATURES	1.5T			
	GB	GE	GL	GT
<b>DIMENSIONS</b>				
Length x Width x Height (mm)	4891 x 1850 x 1505			
Wheelbase (mm)	2815			
Fuel Tank Capacity (L)	55			
Curb Weight (kg)	1455-1512			
<b>MECHANICAL/PERFORMANCE</b>				
Engine Technics	E-Turbo / GDI			
Displacement (mL)	1495			
Max. Power (kW/rpm)	124/5000			
Max. Torque (N·m/rpm)	265/1700-4000			
Transmission	6AT			
Fuel Consumption Under Comprehensive Road Conditions (L/100km)	6.6		6.3	
Suspension	Front: McPherson Independent Suspension Rear: Multi-link Beam Independent Suspension			
Brakes	Front: Ventilated Disc Brakes / Rear: Disc Brakes			
Steering	EPS			
ECO Drive Mode	•	•	•	•
<b>EXTERIOR</b>				
16" Aluminum Alloy Wheels+215/60 Tires	•	•	•	•
17" Aluminum Alloy Wheels+225/50 Tires	-	-	-	-
18" Aluminum Alloy Wheels+225/45 Tires	-	-	-	•
Temporary Spare Wheel	•	•	•	•
Halogen Headlights (w/ Height Adjustment/ Alarm for Headlights On/ Follow Me Home Function)	•	•	•	-
LED Headlights (w/ Height Adjustment/ Alarm for Headlights On/ Follow Me Home Function)	-	-	-	•
Auto Headlights	-	-	-	•
Front Fog Lights	-	•	•	•
LED Daytime Running Lights (DRL)	-	•	•	•
LED Rear Combination Lights	•	•	•	•
Side Mirrors w/ Turn Signal Indicators	•	•	•	•
Power Adjustable Side Mirrors	•	•	•	•
Power Folding Side Mirrors	-	-	-	•
Variable Intermittent Wipers	•	•	•	•
Rain Sensing Wipers	-	-	-	•
Shark Fin Antenna	•	•	•	•
<b>INTERIOR</b>				
Light Interior/Dark Interior (Pick One Of Two)	Light/Dark	Light/Dark	Light/Dark	Light/Dark
Manual Air Conditioning	-	-	-	-
Automatic Air Conditioning	•	•	•	•
Negative Ion Air Purifier	•	•	•	•
Air Filter (PM1)	•	•	•	•
AQS Air Clearing Display	-	-	-	•
Courtesy Lights	•	•	•	•
Multi-functional Steering Wheel	•	•	•	•
Leather-trimmed Steering Wheel	-	-	-	•
Fabric-trimmed Seats	•	•	-	-
6-way Power Adjustable Driver's Seat	•	•	-	-
Leatherette-trimmed Seats	-	-	-	•
4-way Power Adjustable Front Passenger's Seat	•	•	-	-
Lumbar Support - Powered (Driver)	•	•	-	-
Walk-In Switch Button	-	-	-	•
Driver's Window One-touch Up & Down w/ Jam Protection	•	•	•	•
Auto-dimming Rearview Mirrors	-	-	-	•
Front and Rear Windows One-touch Up & Down w/Jam Protection	-	-	-	•
Power Sunroof w/ Jam Protection	-	-	-	•
Panoramic Sunroof w/ Power Sunshade	-	-	-	•
Folding Second Row Centre Armrest w/ Cup Holders	•	•	•	•
Second Row Center Seat Headrest	•	•	•	•
60:40 Split and Reclining Second Row Seats	•	•	•	•
Overhead Console w/ Map Lights and Sunglasses Storage	•	•	•	•
Rear Reading Lights	•	•	•	•
Front Row Auxiliary Power Outlet	•	•	•	•
Cooler Rear Duct	•	•	•	•
<b>SAFETY</b>				
Dual Front Airbags	•	•	•	•
Front Side Airbags	-	•	•	•
Side Curtain Airbags	-	-	-	•
Front Row Seats Seatbelts w/ Pretensioners and Force Limiters (Height Adjustable) / United Reminders	•	•	•	•
Second Row Seatbelts Unintended Reminders	-	-	-	•
Electronic Stability Program (ESP)	•	•	•	•
Anti-lock Braking System (ABS)	•	•	•	•
Electric Brakeforce Distribution (EBD)	•	•	•	•
Electric Traction Control (ETC)	•	•	•	•
Hydraulic Brake Assist (HBA)	•	•	•	•
Hill-start Hold Control (HHC)	•	•	•	•
Electronic Parking Brake (EPB) w/ Autohold	•	•	•	•
Tire Pressure Monitoring System (TPMS)	•	•	•	•
Parking Sensors (4 Sensors)	•	•	•	•
Wide-angle (180°) Rear View Camera System	•	•	•	•
Surround View Parking System	-	-	-	•
ISOFIX Child Safety Seat Anchors	•	•	•	•
Second Row Child Safety Door Lock	•	•	•	•
Engine Immobilizer (w/ Anti-theft Alarm)	•	•	•	•
<b>ENTERTAINMENT &amp; TECHNOLOGY</b>				
7-in. Instrument Panel w/ Color LCD Multi-information Display (MID)	•	•	•	-
8-in. Color LCD Screen Display	•	•	•	-
12.3-in. Instrument Panel w/ Color LCD Multi-information Display (MID)	-	-	-	•
12.3-in. Color LCD Screen Display	-	-	-	•
Navigation System	-	-	-	•
Carplay/ PhoneMirroring	-	-	-	•
Bluetooth® Handsfree Phone System	•	•	•	•
Wireless Phone Charging	-	-	-	•
Front Row USB Ports	•	•	•	•
Second Row USB Ports	•	•	•	•
4 Speakers	•	-	-	-
6 Speakers	-	•	•	•
Infinity Premium Sound System w/11 speakers	-	-	-	•
Speed Based Volume Adjustment	•	•	•	•
Cruise Control	-	•	•	-
Adaptive Cruise Control (ACC)	-	-	-	•
Forward Collision Warning (FCW)	-	-	-	•
Autonomous Emergency Braking (AEB)	-	-	-	•
Lane Keeping Assistance (LKA)	-	-	-	•
Lane Departure Warning (LDW)	-	-	-	•
Lane Change Assistance (LCA)	-	-	-	•
Blind Spot Detection (BSD)	-	-	-	•
Rear Cross Traffic Alert (RCTA)	-	-	-	•
APA (Auto Parking Assistance)	-	-	-	•
TJA (Traffic Jam Assistance)	-	-	-	•
ICA (Integrated Cruise Assistance)	-	-	-	•
Autonomous Emergency Braking - Pedestrian Protection (AEB-P)	-	-	-	•
PEPS (Passive Entry Passive Start)	•	•	•	•

Note: 1. "•"-Standard; "—" -N/A

2. The specifications above are subject to change without prior notice.

## THREE VIEWS



## WHEELS



17" Aluminum Alloy Wheels

## INTERIOR



Black Purple

Black Brown

## COLORS



Rosefinch red

Ivory white

Elegant black

Download our app now  
Tasheelat Automotive



☎ 1773 4008 ☎ 1773 4001

📱 🌐 GACMOTORBH 🌐 WWW.GACMOTOR.BH

